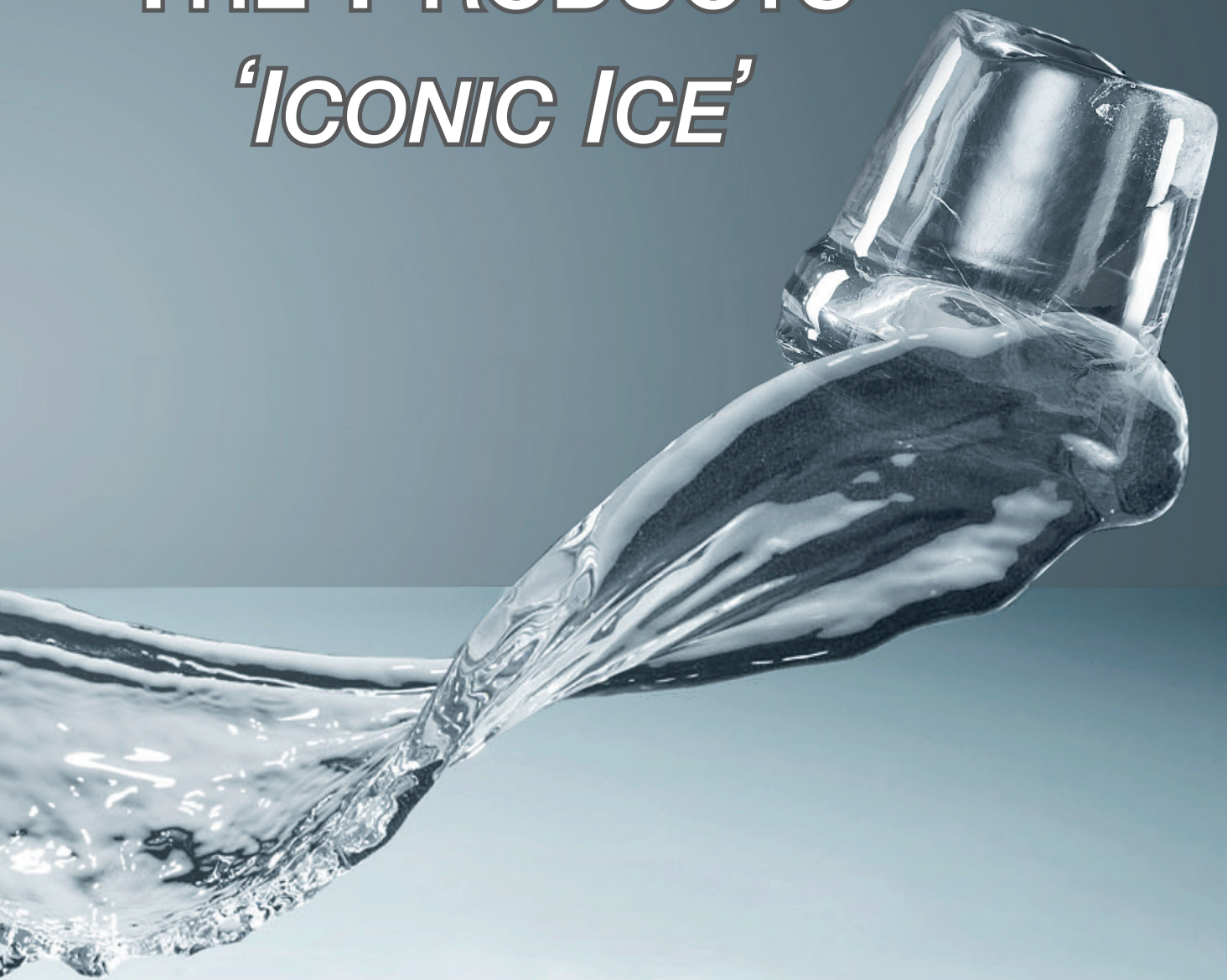


■ **Hubbard**
■ *systems*

THE PRODUCTS *'ICONIC ICE'*



Scotsman



Gourmet Supercube

Crystal clear, pure, hard and long lasting ice cubes. Individually formed by spraying water onto a super cooled horizontal evaporator. Its fast cooling action and slow dilution ensure drinks stay chilled for a long time without losing quality.

Available in four different cube sizes/weights to meet any requirement in terms of ease of use and quality results.



Dice Ice

Classic six sided ice cube. Its greater surface for heat exchange allows a fast chilling of all drinks. The 'softer' texture makes dice ice perfect for blended drinks. The vertical evaporator technology of this ice cube guarantees large ice production at lower operating costs.

Available in several different sizes, it is highly appreciated in QSR and coffee chain applications.



Nugget & Cubelet Ice

Compressed flake ice available in two different types: Nugget, regular micro-cubes and Cubelet, irregular chips. Nugget & Cubelet are suitable for multiple uses and are the fastest moving ice-type in QSR applications in the last few years. Excellent when used with carbonated drinks as well as smoothies and perfect for food presentation and display.

Long lasting, easy to use, high and fast displacement and hands-free dispensing: no wonder this type of ice is so successful!



Flake Ice

Ice in its most natural shape, it is made at a temperature just below zero degrees Celsius. Highly versatile and suitable for multiple applications; fish display counters, iced buffet display, food manufacturing, frozen drinks preparation as well as fast chilling of wine & champagne buckets.

It comes in two different variations: Flake with 25% residual water content and Super Flake with 15% residual water content.



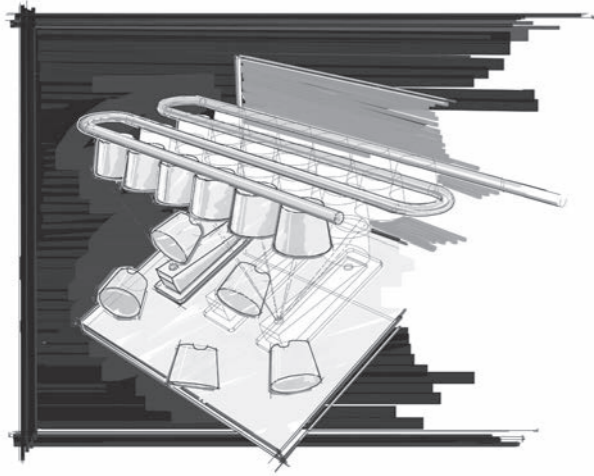
Scale Ice

With less than 2% residual water content, it's very dry and it's the coldest form of ice. It's made from irregular fragments of ice with a variable thickness that can be adjusted between 1 to 2 mm. Ideal for industrial processes, for fish and sea-food display and perishable goods transportation, as well as to optimize dough temperatures in the bakery sector and food manufacturing.

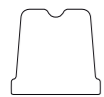
Versatile, molds in to any shape, melts at a slow and regular rate to keep food at maximum freshness.

A top-class must: Gourmet ice makers

Scotsman



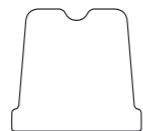
Horizontal ice evaporator and spray-system technology



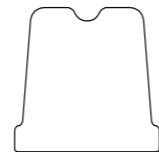
Small Gourmet
8 g / Ø 21 mm / H 25 mm



Medium Gourmet
20 g / Ø 30 mm / H 34 mm



Large Gourmet
39 g / Ø 38 mm / H 41 mm



Extra Large Gourmet
60 g / Ø 44 mm / H 46 mm



AC series



AC 47 EcoX

Cube size:
Medium Cube
Condensing system:
Air cooled
Max daily production:
25 kg Medium cubes
1250 Medium cubes



Storage bin capacity:
9 kg - 450 Medium cubes
Dimensions:
W 386 mm
D 600 mm
H 645 mm (legs optional extra)
Recommended water filter:
AP3S
Voltage:
230v/50Hz/1

AC 57 EcoX

Cube size:
Small Cube
Medium Cube
Condensing system:
Air cooled
Max daily production:
33 kg Medium cubes
1650 Medium cubes



Storage bin capacity:
12 kg - 625 Medium cubes
Dimensions:
W 386 mm
D 600 mm
H 693 mm (legs optional extra)
Recommended water filter:
AP3S
Voltage:
230v/50Hz/1

AC 87 EcoX

Cube size:
Small Cube
Medium Cube
Condensing system:
Air cooled
Max daily production:
44 kg Medium cubes
2000 Medium cubes



Storage bin capacity:
19 kg - 950 Medium cubes
Dimensions:
W 531 mm
D 600 mm
H 785 mm / 875 mm with legs
Recommended water filter:
HF20-S
Voltage:
230v/50Hz/1

AC 107 EcoX

Cube size:
Medium Cube
Condensing system:
Air cooled
Max daily production:
53 kg Medium cubes
2650 Medium cubes



Storage bin capacity:
23 kg - 1150 Medium cubes
Dimensions:
W 531 mm
D 600 mm
H 840 mm / 930 mm with legs
Recommended water filter:
HF20-S
Voltage:
230v/50Hz/1

AC 127 EcoX

Cube size:
Medium Cube
Condensing system:
Air cooled
Max daily production:
75 kg Medium cubes
3750 Medium cubes



Storage bin capacity:
39 kg - 1950 Medium cubes
Dimensions:
W 680 mm
D 600 mm
H 920 mm / 1009 mm with legs
Recommended water filter:
HF20-S
Voltage:
230v/50Hz/1

AC 177 EcoX

Cube size:
Medium Cube
Condensing system:
Air cooled
Max daily production:
84 kg Medium cubes
4200 Medium cubes



Storage bin capacity:
48 kg - 2400 Medium cubes
Dimensions:
W 680 mm
D 600 mm
H 990 mm / 1079 mm with legs
Recommended water filter:
HF20-S
Voltage:
230v/50Hz/1

AC 206

Cube size:
Small Cube
Medium Cube
Large Cube
Condensing system:
Air cooled
Water cooled
Max daily production:
130 kg Medium cubes
6500 Medium cubes



Storage bin capacity:
50 kg - 2500 Medium cubes
Dimensions:
W 1250 mm
D 622 mm
H 779 mm / 859 mm with legs
Recommended water filter:
HF40-S
Voltage:
230v/50Hz/1

Scotsman



- **Agion:** the technology that makes products cleaner and longer lasting with built-in protection working 24/7 to resist the growth of microbes and the development of unpleasant odours.
- **Clean alert:** advises with a blinking light when it's time to clean the filter.
- **Electronic control:** ambient air and water temperatures may change throughout the years but your ice machines production will stay the same.
- **Front access condenser air filter:** a do-it-yourself cleaning operation that saves time and money and makes your ice machine live longer.
- **Individual transparent solid cube:** each single cube is a work of art: crystal clear and perfectly shaped, faithful to the Scotsman tradition.
- **Scale accumulation preventing system:** traps the ice machines No. 1 enemy in one place and makes it harmless.
- **Ergonomic access to ice with sliding disappearing door:** one-touch door lift, makes the operators life significantly easier.
- **Built-in storage bin:** allows most undercounter installations for easier fit-in solutions.
- **EcoX:** the AC EcoX versions use natural R290 Propane refrigerants.

AC 226

Cube size:
Small Cube
Medium Cube
Large Cube
Condensing system:
Air cooled
Water cooled
Max daily production:
145 kg Medium cubes
7500 Medium cubes



Storage bin capacity:
70 kg - 3500 Medium cubes
Dimensions:
W 1078 mm
D 719 mm
H 1004 mm / 1082 mm with legs
Recommended water filter:
HF40-S
Voltage:
230v/50Hz/1

Small and medium production

EC series: featuring Progressive Water Discharge (PWD)



Scotsman



- **Agion:** the technology that makes products cleaner and longer lasting with built-in protection working 24/7 to resist the growth of microbes and the development of unpleasant odours.
- **Clean alert:** advises with a blinking light when it's time to clean the filter.
- **Electronic control:** ambient air and water temperatures may change throughout the year but your ice machines production will stay the same.
- **Front access condenser air filter:** a do-it-yourself cleaning operation that saves time and money and makes your ice machine live longer.
- **Individual transparent solid cube:** each single cube is a work of art: crystal clear and perfectly shaped, faithful to the Scotsman tradition.
- **Scale accumulation preventing system:** traps the ice machines No. 1 enemy in one place and makes it harmless.
- **Ergonomic access to ice with sliding disappearing door:** one-touch door lift, makes the operators life significantly easier.
- **PWD - Progressive Water Discharge:** built in pump can pump excess residual water up to a distance of 15 meters.
- **Built-in storage bin:** allows most undercounter installations for easier fit-in solutions.
- **EcoX:** the EC EcoX versions use natural R290 Propane refrigerants.

EC 47 EcoX

Cube size:
Medium Cube
Condensing system:
Air cooled
Max daily production:
25 kg Medium cubes
1250 Medium cubes



Storage bin capacity:
9 kg - 450 Medium cubes
Dimensions:
W 386 mm
D 600 mm
H 645 mm (legs optional extra)
Recommended water filter:
AP3S
Voltage:
230v/50Hz/1

EC 57 EcoX

Cube size:
Small Cube
Medium Cube
Condensing system:
Air cooled
Max daily production:
33 kg Medium cubes
1650 Medium cubes



Storage bin capacity:
12 kg - 625 Medium cubes
Dimensions:
W 386 mm
D 600 mm
H 695 mm (legs optional extra)
Recommended water filter:
AP3S
Voltage:
230v/50Hz/1

EC 87 EcoX

Cube size:
Small Cube
Medium Cube
Condensing system:
Air cooled
Max daily production:
44 kg Medium cubes
2000 Medium cubes



Storage bin capacity:
19 kg - 950 Medium cubes
Dimensions:
W 531 mm
D 600 mm
H 785 mm / 825 mm with legs
Recommended water filter:
HF20-S
Voltage:
230v/50Hz/1

EC 107 EcoX

Cube size:
Medium Cube
Condensing system:
Air cooled
Max daily production:
53 kg Medium cubes
2650 Medium cubes



Storage bin capacity:
23 kg - 1150 Medium cubes
Dimensions:
W 531 mm
D 600 mm
H 840 mm / 930 mm with legs
Recommended water filter:
HF20-S
Voltage:
230v/50Hz/1

EC 127 EcoX

Cube size:
Medium Cube
Condensing system:
Air cooled
Max daily production:
75 kg Medium cubes
3750 Medium cubes



Storage bin capacity:
39 kg - 1950 Medium cubes
Dimensions:
W 680 mm
D 600 mm
H 920 mm / 1009 mm with legs
Recommended water filter:
HF20-S
Voltage:
230v/50Hz/1

EC 177 EcoX

Cube size:
Medium Cube
Condensing system:
Air cooled
Max daily production:
84 kg Medium cubes
4200 Medium cubes



Storage bin capacity:
48 kg - 2400 Medium cubes
Dimensions:
W 680 mm
D 600 mm
H 990 mm / 1079 mm with legs
Recommended water filter:
HF20-S
Voltage:
230v/50Hz/1

EC 206

Cube size:
Small Cube
Medium Cube
Large Cube
Condensing system:
Air cooled
Water cooled
Max daily production:
130 kg Medium cubes
6500 Medium cubes



Storage bin capacity:
50 kg - 2500 Medium cubes
Dimensions:
W 1250 mm
D 622 mm
H 779 mm / 809 mm with legs
Recommended water filter:
HF40-S
Voltage:
230v/50Hz/1

EC 226

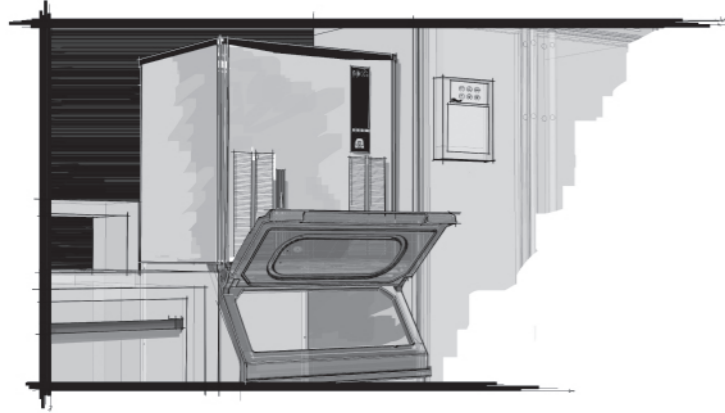
Cube size:
Small Cube
Medium Cube
Large Cube
Condensing system:
Air cooled
Water cooled
Max daily production:
145 kg Medium cubes
7250 Medium cubes



Storage bin capacity:
70 kg - 3500 Medium cubes
Dimensions:
W 1078 mm
D 719 mm
H 1004 mm / 1082 mm with legs
Recommended water filter:
HF40-S
Voltage:
230v/50Hz/1

Small and medium production

MXG series



MXG 327 EcoX

Cube size:
Medium Cube
Condensing system:
Air cooled
Max daily production:
152 kg Medium cubes
7600 Medium cubes



Dimensions (Head only):

W 568 mm
D 704 mm
H 721 mm
Recommended bins:
NB 193, SB 322
Recommended water filter:
HF40-S
Voltage:
230v/50Hz/1

MXG 427 EcoX

Cube size:
Medium Cube
Condensing system:
Air cooled
Max daily production:
170 kg Medium cubes
8500 Medium cubes



Dimensions (Head only):

W 568 mm
D 704mm
H 721 mm
Recommended bins:
NB 193, SB 322
Recommended water filter:
HF40-S
Voltage:
230v/50Hz/1

MXG 437 EcoX

Cube size:
Medium Cube
Condensing system:
Air cooled
Max daily production:
170 kg Medium cubes
8500 Medium cubes



Dimensions (Head only):

W 773 mm
D 705 mm
H 721 mm
Recommended bins:
NB 393, NB 530
Recommended water filter:
HF40-S
Voltage:
230v/50Hz/1

- **Agion:** the technology that makes products cleaner and longer lasting with built-in protection working 24/7 to resist the growth of microbes and the development of unpleasant odours.
- **Electronic control:** ambient air and water temperatures may change throughout the year but your ice machines production will stay the same.
- **External indicator lights:** keep the ice machines operations under constant surveillance.
- **Front access condenser air filter:** a do-it-yourself cleaning operation that saves time and money and makes your ice machine live longer.
- **Global standard footprint:** strictly follows international imperial standards commonly adopted in the industry of reference.
- **Clean alert:** advises with a blinking light when it's time to clean the filter.
- **Individual transparent solid cube:** each single cube is a work of art: crystal clear and perfectly shaped, faithful to the Scotsman tradition.
- **Head only ice maker:** requires a separate storage bin to store the ice produced.*
- **EcoX:** MXG EcoX versions use natural R290 Propane refrigerants.

Scotsman



MXG 638

Cube size:
Small Cube
Medium Cube
Large Cube
Extra Large cube
Condensing system:
Air cooled
Water cooled
Air cooled remote**
Max daily production:
330 kg Medium cubes
17000 Medium cubes



Dimensions (Head only):

W 773 mm
D 704 mm
H 1128 mm
Recommended bins:
NB 393, NB 530, FOL 600
Recommended water filter:
HF60-S
Voltage:
230v/50Hz/1
400v/50Hz/3+N

MXG 938

Cube size:
Small Cube
Medium Cube
Large Cube
Condensing system:
Air cooled
Water cooled
Air cooled remote**
Max daily production:
400 kg Medium cubes
20000 Medium cubes



Dimensions (Head only):


W 773 mm
D 704 mm
H 1236 mm
Recommended bins:
NB 393, NB 530, FOL 600
Recommended water filter:
HF60-S
Voltage:
400v/50Hz/3+N

High production EXTREME

* For all possible bin combinations, please refer to the Head/Bin chart on pages 42 & 43
**Call Hubbard Systems Technical Assistance on 01473 350021 for information on remote installations

Business casual: Dice ice makers

Scotsman



Vertical ice evaporator



Half Dice
6 g
W 10 mm x D 22 mm x H 28 mm




Dice
10 g
W 22 mm / D 22 mm / H 22 mm



Large
15 g
W 28 mm / D 22 mm / H 28 mm



NU Easy series: the no-frills solution



NU series

- **Front-in & front-out air flow:** no need to leave space on the back.
- **Front access condenser air filter:** a do-it-yourself cleaning operation that saves time and money and make your ice machine live longer.
- **Ergonomic access to ice with sliding disappearing door:** one touch door lift, makes the operators life significantly easier.
- **Easy cleaning:** through routine maintenance.
- **Built-in storage bin:** allows undercounter installations for easier fit-in solution, specifically for coffee shops and bars..

Scotsman



NU 100

Cube size:
Half Dice
Dice
Large Dice
Condensing system:
Air cooled
Water cooled
Max daily production:
56 kg Dice cubes



Storage bin capacity:
20 kg - 2000 Medium cubes
Dimensions:
W 600 mm
D 610 mm
H 744 mm / 770 mm with legs
Recommended water filter:
HF20-S
Voltage:
230v/50Hz/1

NU 150

Cube size:
Half Dice
Dice
Large Dice
Condensing system:
Air cooled
Water cooled
Max daily production:
85 kg Dice cubes



Storage bin capacity:
20 kg - 2000 Medium cubes
Dimensions:
W 600 mm
D 610 mm
H 744 mm / 770 mm with legs
Recommended water filter:
HF20-S
Voltage:
230v/50Hz/1

NU 220

Cube size:
Half Dice
Dice
Large Dice
Condensing system:
Air cooled
Water cooled
Max daily production:
109 kg Dice cubes



Storage bin capacity:
37 kg - 3700 Medium cubes
Dimensions:
W 650 mm
D 690 mm
H 842 mm / 870 mm with legs
Recommended water filter:
HF20-S
Voltage:
230v/50Hz/1

NU 300

Cube size:
Half Dice
Dice
Large Dice
Condensing system:
Air cooled
Water cooled
Max daily production:
142 kg Dice cubes

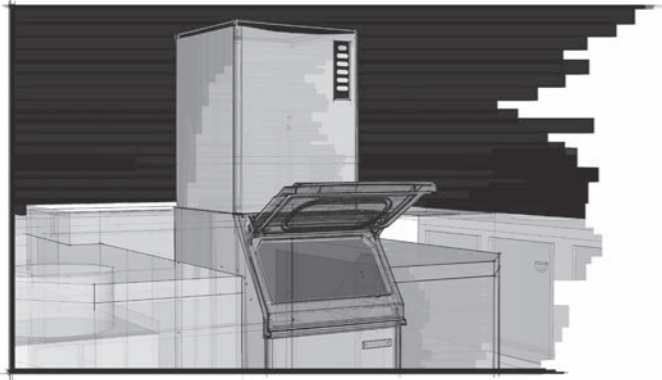


Storage bin capacity:
37 kg - 3700 Medium cubes
Dimensions:
W 650 mm
D 690 mm
H 869 mm / 1003 mm with legs
Recommended water filter:
HF40-S
Voltage:
230v/50Hz/1

Small and medium production



NW Easy series: the no-frills solution



NW 307 EcoX

Cube size:
Half Dice
Dice
Large Dice
Condensing system:
Air cooled
Max daily production:
190 kg Dice cubes



Dimensions (Head only):

W 560 mm
D 610 mm
H 662 mm

Recommended bins:

NB 193, SB 322

Recommended water filter:

HF40-S

Voltage:

230v/50Hz/1

NW 507 EcoX

Cube size:
Half Dice
Dice
Large Dice
Condensing system:
Air cooled
Max daily production:
210 kg Dice cubes



Dimensions (Head only):

W 560 mm
D 610 mm
H 662 mm

Recommended bins:

NB 193, SB 322

Recommended water filter:

HF40-S

Voltage:

230v/50Hz/1

NW 457 EcoX

Cube size:
Half Dice
Dice
Large Dice
Condensing system:
Air cooled
Max daily production:
216 kg Dice cubes



Dimensions (Head only):

W 760 mm
D 620 mm
H 575 mm

Recommended bins:

NB 393, NB 530

Recommended water filter:

HF40-S

Voltage:

230v/50Hz/1

Scotsman



NW series

- **Global standard footprint:** strictly follows international imperial standards commonly adopted in the industry of reference.
- **One touch cleaning:** reduces labour costs, saves time and simplifies the cleaning process.
- **Front evaporator access:** immediate access to the evaporating plate for quick self-maintenance operations.
- **Condenser air filter.**
- **Top exhaust airflow:** exit of hot air from the top, no free space required on sides (NW308 and NW508 models only).
- **Head only ice maker:** requires a separate storage bin to collect the ice produced*.
- **EcoX:** NW EcoX versions use natural R290 Propane refrigerants.

NW 608

Cube size:
Half Dice
Dice
Large Dice
Condensing system:
Air cooled
Water cooled
Air cooled remote**
Max daily production:
315 kg Dice cubes



Dimensions (Head only):

W 760 mm
D 620 mm
H 575 mm

Recommended bins:

NB 393, NB 530, FOL 600

Recommended water filter:

HF60-S

Voltage:

230v/50Hz/1

NW 1008

Cube size:
Half Dice
Dice
Large Dice
Condensing system:
Air cooled
Water cooled
Air cooled remote**
Max daily production:
485 kg Dice cubes



Dimensions (Head only):

W 760 mm
D 620 mm
H 800 mm

Recommended bins:

NB 530, FOL 600

Recommended water filter:

HF60-S

Voltage:

230v/50Hz/1
400v/50Hz/3+N

NW 1408

Cube size:
Half Dice
Dice
Large Dice
Condensing system:
Air cooled
Water cooled
Air cooled remote**
Max daily production:
640 kg Dice cubes



Dimensions (Head only):

W 760 mm
D 620 mm
H 1001 mm

Recommended bins:

NB 530, FOL 600


Recommended water filter:

HF60-S

Voltage:

230v/50Hz/1

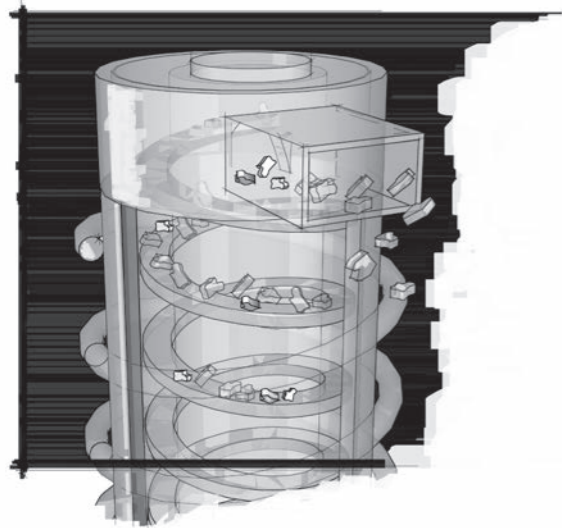
High production



* For all possible bin combinations, please refer to the Head/Bin chart on pages 42 & 43
**Call Hubbard Systems Technical Assistance on 01473 350021 for information on remote installations

The pure and simple: Nugget & Cubelet ice makers

Scotsman



Vertical ice evaporator



Nugget
1 g / Ø 11 mm / H 13 mm
Residual water content 8%



Cubelet
1 g / W 16 mm / D 15 x 7-8 mm
Residual water content 8%



MFN series: The universal ice - Nugget



Scotsman



- **Agion:** the technology that makes products cleaner and longer lasting with built-in protection working 24/7 to resist the growth of microbes and the development of unpleasant odours.
- **Electronic control:** ambient air and water temperatures may change throughout the year but your ice machines production will stay the same.
- **External indicator lights:** keep the ice machines operations under constant surveillance.
- **Plug-and-work technology:** starts off and constantly produces ice thanks to a no-cycle harvesting system.
- **Water in / ice out concept (no cycles, zero water wastage):** limits to almost zero excess energy, water and time wastage.
- **Head only ice maker:** requires a separate storage bin to store the ice produced.*

MFN 46

Ice type:
Nugget
Condensing system:
Air cooled
Water cooled
Max daily production:
320 kg



Dimensions (Head only):
W 538 mm
D 663 mm
H 645 mm
Recommended bins:
NB 193, SB 322, FOL 600
Recommended water filter:
HF40-S
Voltage:
230v/50Hz/1

MFN 56

Ice type:
Nugget
Condensing system:
Air cooled
Water cooled
Max daily production:
570 kg



Dimensions (Head only):
W 538 mm
D 663 mm
H 785 mm
Recommended bins:
NB 393, NB 530, FOL 600
Recommended water filter:
HF60-S
Voltage:
230v/50Hz/1
400v/50Hz/3+N

MFN 86

Ice type:
Nugget
Condensing system:
Air cooled
Water cooled
Max daily production:
1900 kg



Dimensions:
W 1080 mm
D 780 mm / 965 mm with chute
H 1140 mm / 1255 mm with legs
Recommended bins:
UBH 2250, SIS 1350
Recommended water filter:
HF90-S
Voltage:
400v/50Hz/3+N

MFN 88 Split

Ice type:
Nugget
Condensing system:
For connection to remote**
or centralised refrigeration system
Max daily production:
2000 kg



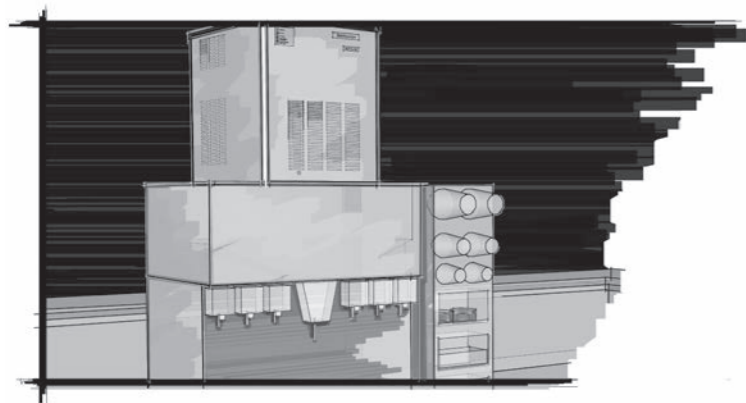
Dimensions:
W 540 mm
D 777 mm / 962 mm with chute
H 1139mm / 1254 mm with legs
Recommended bins:
UBH 2250
Recommended water filter:
HF90-S
Voltage:
400v/50Hz/3+N

High production

* For all possible bin combinations, please refer to the Head/Bin chart on pages 42 & 43
**Call Hubbard Systems Technical Assistance on 01473 350021 for information on remote installations

TC180 & AFC/EFC series

The chewable ice - Cubelet



TC S/L 180 AS

Ice type:
Cubelet
Condensing system:
Air cooled
Options:
Short range
Long range
Max daily production:
120 kg
Features:
180 mm between spout & drip tray
Touch free dispense model
Ice & water configuration



Storage bin capacity:
Short Range - 5 kg
Long Range - 9 kg
Dimensions - Short Range:
W 390 mm - D 600 mm - H 874 mm
Dimensions - Long Range:
W 390 mm - D 663 mm - H 874 mm
Recommended water filter:
HF20-S
Voltage:
230v/50Hz/1

TC S/L 180 ASM

Ice type:
Cubelet
Condensing system:
Air cooled
Options:
Short range
Long range
Max daily production:
120 kg
Features:
180 mm between spout & drip tray
Manual with two push buttons
Ice & water configuration



Storage bin capacity:
Short Range - 5 kg
Long Range - 9 kg
Dimensions - Short Range:
W 390 mm - D 600 mm - H 874 mm
Dimensions - Long Range:
W 390 mm - D 663 mm - H 874 mm
Recommended water filter:
HF20-S
Voltage:
230v/50Hz/1

TC S 180 EVO

Ice type:
Cubelet
Condensing system:
Air cooled
Options:
Short range
Max daily production:
120 kg
Features:
180 mm between spout & drip tray
No push buttons on front
Ice only configuration



Storage bin capacity:
Short Range - 5 kg
Dimensions:
W 390 mm
D 600 mm
H 874 mm
Recommended water filter:
HF20-S
Voltage:
230v/50Hz/1

Ice & water dispensers

Scotsman



Water dispensers

- **Agion:** the technology that makes products cleaner and longer lasting with built-in protection working 24/7 to resist the growth of microbes and the development of unpleasant odours.
- **Appealing design:** it can be smartly positioned in any situation, from luxury lounges to unconventional or traditional pubs, allowing customers to cool their drinks to their own taste, without any hygiene hazards.
- **Display: appealing display.** Push button activated or touch-free version.
- Large flow of ice in a small footprint. Simple serviceability.
- Extractable washable drip tray and anti-clog drain filter.

AFC/EFC series

- **Agion:** the technology that makes products cleaner and longer lasting with built-in protection working 24/7 to resist the growth of microbes and the development of unpleasant odours.
- **Electronic control:** ambient air and water temperatures may change throughout the year but your ice machines production will stay the same.
- **Front access condenser air filter:** a do-it-yourself cleaning operation that saves time and money and makes your ice machine live longer (AFC/EFC 134 only).
- **PWD - Progressive Water Discharge:** built in pump can pump excess residual water up to a distance of 15 meters. (EFC 134 only).
- **Built-in storage bin:** allows undercounter installations for easier fit-in solution.

AFC 80

Ice type:
Cubelet
Condensing system:
Air cooled
Water cooled
Max daily production:
79 kg



Storage bin capacity:
25 kg
Dimensions:
W 535 mm
D 620 mm
H 797 mm / 890 mm with legs
Recommended water filter:
AP3S
Voltage:
230v/50Hz/1

AFC 134

Ice type:
Cubelet
Condensing system:
Air cooled
Water cooled
Max daily production:
143 kg



Storage bin capacity:
44 kg
Dimensions:
W 950 mm
D 605 mm
H 789 mm / 872 mm with legs
Recommended water filter:
HF20-S
Voltage:
230v/50Hz/1

EFC 134

Ice type:
Cubelet
Condensing system:
Air cooled
Water cooled
Drain:
PWD - Progressive Water Discharge
Max daily production:
143 kg

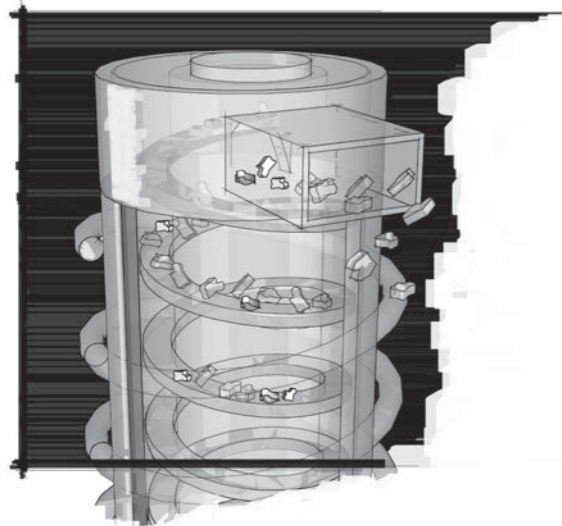


Storage bin capacity:
44 kg
Dimensions:
W 950 mm
D 605 mm
H 789 mm / 872 mm with legs
Recommended water filter:
HF20-S
Voltage:
230v/50Hz/1

Medium production

The pure freshness: Flake ice makers

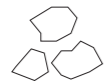
Scotsman



Ice evaporator and stainless steel auger



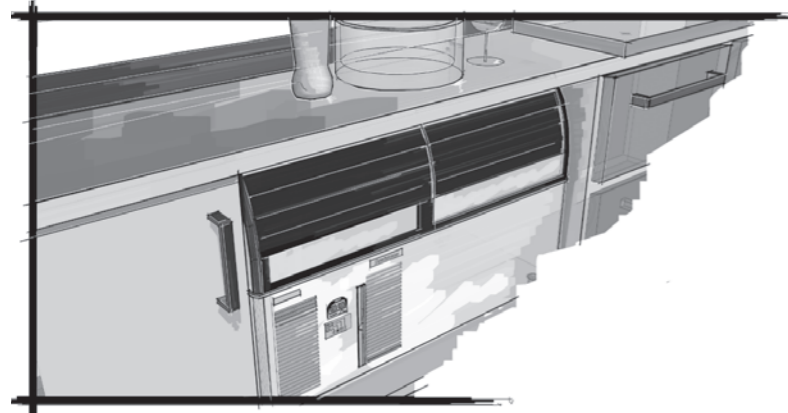
Flake Ice
Residual water content 25%



Superflake Ice
Residual water content 15%



AF/EF series



AF 80

Ice type:
Flake
Condensing system:
Air cooled
Water cooled
Max daily production:
73 kg



Storage bin capacity:
25 kg
Dimensions:
W 535 mm
D 620 mm
H 797 mm / 890 mm with legs
Recommended water filter:
AP3S
Voltage:
230v/50Hz/1

AF 103

Ice type:
Flake
Condensing system:
Air cooled
Water cooled
Max daily production:
120 kg



Storage bin capacity:
30 kg
Dimensions:
W 592 mm
D 622 mm
H 997 mm / 1078 mm with legs
Recommended water filter:
AP3S
Voltage:
230v/50Hz/1

AF 124

Ice type:
Flake
Condensing system:
Air cooled
Water cooled
Max daily production:
122 kg



Storage bin capacity:
40 kg
Dimensions:
W 950 mm
D 622 mm
H 789mm / 872 mm with legs
Recommended water filter:
HF20-S
Voltage:
230v/50Hz/1

AF 156

Ice type:
Flake
Condensing system:
Air cooled
Water cooled
Max daily production:
160 kg



Storage bin capacity:
60 kg
Dimensions:
W 950 mm
D 605 mm
H 1000 mm / 1083 mm with legs
Recommended water filter:
HF40-S
Voltage:
230v/50Hz/1

AF 206

Ice type:
Flake
Condensing system:
Air cooled
Water cooled
Max daily production:
205 kg



Storage bin capacity:
60 kg
Dimensions:
W 950 mm
D 605 mm
H 1000 mm / 1083 mm with legs
Recommended water filter:
HF40-S
Voltage:
230v/50Hz/1

EF 103

Ice type:
Flake
Condensing system:
Air cooled
Water cooled
Drain:
PWD - Progressive Water Discharge
Max daily production:
120 kg



Storage bin capacity:
30 kg
Dimensions:
W 592 mm
D 622 mm
H 997 mm / 1078 mm with legs
Recommended water filter:
AP3S
Voltage:
230v/50Hz/1

EF 124

Ice type:
Flake
Condensing system:
Air cooled
Water cooled
Drain:
PWD - Progressive Water Discharge
Max daily production:
120 kg



Storage bin capacity:
40 kg
Dimensions:
W 950 mm
D 622 mm
H 789 mm / 872 mm with legs
Recommended water filter:
HF20-S
Voltage:
230v/50Hz/1

EF 156

Ice type:
Flake
Condensing system:
Air cooled
Water cooled
Drain:
PWD - Progressive Water Discharge
Max daily production:
160 kg



Storage bin capacity:
60 kg
Dimensions:
W 950 mm
D 605 mm
H 1000 mm / 1083 mm with legs
Recommended water filter:
HF40-S
Voltage:
230v/50Hz/1

- **Agion:** the technology that makes products cleaner and longer lasting with built-in protection working 24/7 to resist the growth of microbes and the development of unpleasant odours.
- **Clean alert:** advises with a blinking light when it's time to clean the filter.
- **Electronic control:** ambient air and water temperatures may change throughout the year but your ice machines production will stay the same.
- **Front access condenser air filter:** a do-it-yourself cleaning operation that saves time and money and makes your ice machine live longer.
- **PWD - Progressive Water Discharge (only on EF series):** built in pump can pump excess residual water up to a distance of 15 meters.
- **Water in / ice out concept (no cycles, zero water wastage):** limits to almost zero excess energy, water and time wastage.
- **Ergonomic access to ice with sliding disappearing door:** one-touch door lift, makes the operators life significantly easier.
- **AF/EF series - built-in storage bin:** allows most undercounter installations for easier fit-in solutions.

Scotsman

EF 206

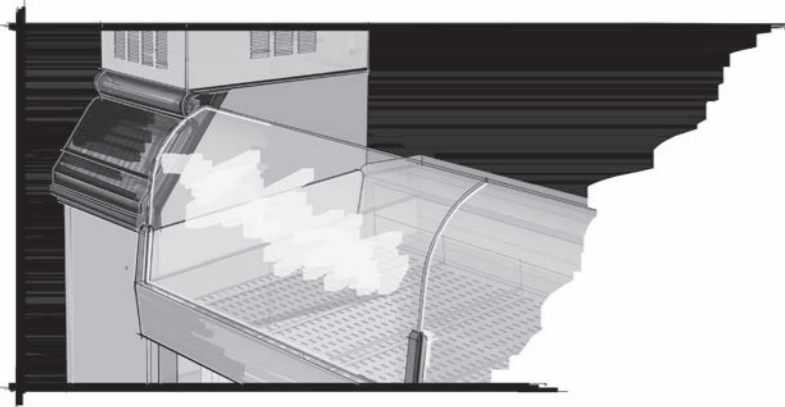
Ice type:
Flake
Condensing system:
Air cooled
Water cooled
Drain:
PWD - Progressive Water Discharge
Max daily production:
200 kg



Storage bin capacity:
60 kg
Dimensions:
W 950 mm
D 605 mm
H 1000 mm / 1083 mm with legs
Recommended water filter:
HF40-S
Voltage:
230v/50Hz/1

Small and medium production

MF series



Scotsman



- **Agion:** the technology that makes products cleaner and longer lasting with built-in protection working 24/7 to resist the growth of microbes and the development of unpleasant odours.
- **Electronic control:** ambient air and water temperatures may change throughout the year but your ice machines production will stay the same.
- **External indicator lights:** keeps the ice machines operations under constant surveillance.
- **Plug-and-work technology:** starts off and constantly produces ice thanks to a no-cycle harvesting system.
- **Global standard footprint:** strictly follows international imperial standards commonly adopted in the industry of reference.
- **Water in / ice out concept (no cycles, zero water wastage):** limits to almost zero excess energy, water and time wastage.
- **Head only ice maker:** requires a separate storage bin to store the ice produced.*
- **EcoX:** products using natural refrigerants only; Propane R290 and Carbon Dioxide R744 where specified.

MF 26
Ice type:
Flake
Condensing system:
Air cooled
Water cooled
Max daily production:
140 kg



Dimensions (Head only):
W 563 mm
D 536 mm
H 531 mm
Recommended bins:
NB 193, SB 322
Recommended water filter:
HF20-S
Voltage:
230v/50Hz/1

MF 36
Ice type:
Flake
Condensing system:
Air cooled
Water cooled
Max daily production:
200 kg



Dimensions (Head only):
W 563 mm
D 536 mm
H 531 mm
Recommended bins:
NB 193, SB 322
Recommended water filter:
HF40-S
Voltage:
230v/50Hz/1

MF 46
Ice type:
Superflake
Condensing system:
Air cooled
Water cooled
Max daily production:
320 kg



Dimensions (Head only):
W 538 mm
D 663 mm
H 645 mm
Recommended bins:
NB 193, SB 322, FOL 600
Recommended water filter:
HF40-S
Voltage:
230v/50Hz/1

MF 47 EcoX
Ice type:
Superflake
Condensing system:
Air cooled
Max daily production:
300 kg



Dimensions (Head only):
W 538 mm
D 663 mm
H 645 mm
Recommended bins:
NB 193, SB 322, FOL 600
Recommended water filter:
HF40-S
Voltage:
230v/50Hz/1

MF 56
Ice type:
Superflake
Condensing system:
Air cooled
Water cooled
Air cooled remote**
Max daily production:
600 kg



Dimensions (Head only):
W 538 mm
D 663 mm
H 785 mm
Recommended bins:
NB 393, NB 530, FOL 1025
Recommended water filter:
HF60-S
Voltage:
230v/50Hz/1
400v/50Hz/3+N

MF 58 Split
Ice type:
Superflake
Condensing system:
For connection to remote**
or centralised refrigeration system
Max daily production:
600 kg



Dimensions (Head only):
W 538 mm
D 663 mm
H 794 mm
Recommended bins:
NB 530, FOL 1025
Recommended water filter:
HF60-S
Voltage:
230v/50Hz/1

MF 59 Split CO2
Ice type:
Superflake
Condensing system:
For connection to remote**
or centralised refrigeration system
Max daily production:
700 kg

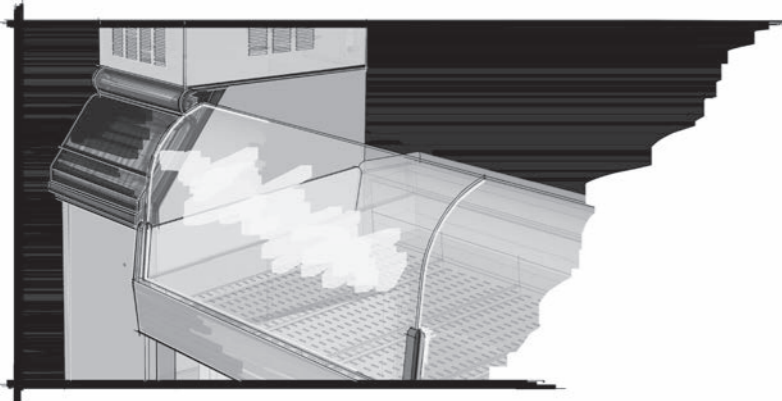


Dimensions (Head only):
W 538 mm
D 663 mm
H 785 mm
Recommended bins:
NB 393, NB 530, FOL 1025
Recommended water filter:
HF90-S
Voltage:
230v/50Hz/1

High production

* For all possible bin combinations, please refer to the Head/Bin chart on pages 42 & 43
**Call Hubbard Systems Technical Assistance on 01473 350021 for information on remote installations

MF series



MF 66

Ice type:
Superflake
Condensing system:
Air cooled
Water cooled
Air cooled remote**
Max daily production:
1160 kg



Dimensions (Head only):

W 1064 mm
D 697 mm
H 850 mm

Recommended bins:
UBH 1100, UBH 1600

Recommended water filter:
HF90-S

Voltage:
400v/50Hz/3+N

MF 68 Split

Ice type:
Superflake
Condensing system:
For connection to remote**
or centralised refrigeration system
Max daily production:
1150 kg



Dimensions (Head only):

W 538 mm
D 663 mm
H 794 mm

Recommended bins:
UBH 1100, UBH 1600

Recommended water filter:
HF90-S

Voltage:
230v/50Hz/1

MF 69 Split CO2

Ice type:
Superflake
Condensing system:
For connection to remote**
or centralised refrigeration system
Max daily production:
1400 kg



Dimensions (Head only):

W 538 mm
D 663 mm
H 794 mm

Recommended bins:
UBH 1100, UBH 1600

Recommended water filter:
HF90-S

Voltage:
230v/50Hz/1

- **Agion:** the technology that makes products cleaner and longer lasting with built-in protection working 24/7 to resist the growth of microbes and the development of unpleasant odours.
- **Electronic control:** ambient air and water temperatures may change throughout the years but your ice maker will stay the same.
- **External indicator lights:** keeps ice maker's operations under constant surveillance.
- **Plug-and-work technology:** starts off and constantly produces ice thanks to a no-cycle harvesting system.
- **Global standard footprint:** strictly follows international imperial standards commonly adopted in the industry of reference.
- **Water in / ice out concept (no cycles, zero water wastage):** limits to almost zero excess energy, water and time wastage.
- **Head only ice maker:** requires a separate storage bin to store the ice produced.*
- **EcoX:** products using natural refrigerants only; Propane R290 and Carbon Dioxide R744 where specified.

Scotsman



MF 86

Ice type:
Superflake
Condensing system:
Air cooled
Water cooled
Air cooled remote**
Max daily production:
2400 kg



Dimensions:

W 1080 mm
D 780 mm / 965 mm with chute
H 1140 mm / 1255 mm with legs

Recommended bins:
UBH 2250

Recommended water filter:
HF90-S

Voltage:
400v/50Hz/3+N

MF 88 Split

Ice type:
Superflake
Condensing system:
For connection to remote**
or centralised refrigeration system
Max daily production:
2500 kg



Dimensions:

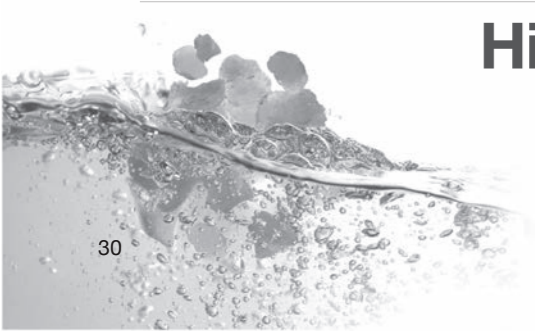
W 540 mm
D 777 mm / 962 mm with chute
H 1140 mm / 1255 mm with legs

Recommended bins:
UBH 2250

Recommended water filter:
HF90-S

Voltage:
400v/50Hz/3+N


High production



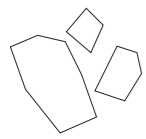
* For all possible bin combinations, please refer to the Head/Bin chart on pages 42 & 43
**Call Hubbard Systems Technical Assistance on 01473 350021 for information on remote installations

The tough guys: Scale ice makers

Scotsman



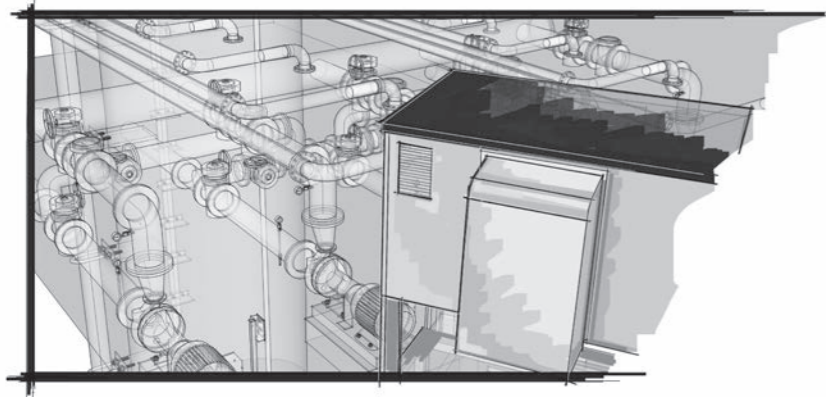
The drum



Scale Ice
Residual water content 2%



Horizontal drum



Scotsman



- **Stainless steel horizontal evaporating drum:** for a life-long working endurance.
- **Floor standing compatible:** delivers ice straight into carts, trolleys or ice boxes.
- **Plug-and-work technology:** starts off and constantly produces ice thanks to a no-cycle harvesting system.
- **All water in / all ice out concept** (no cycles, zero water wastage): limits to almost zero excess energy, water and time wastage.
- **Compact configuration:** includes evaporator, compressor and condensing units, and it is supplied without panels on the group (optional).

MAR 56

Ice type:
Scale ice
Condensing system:
Air cooled
Water cooled
Max daily production:
400 kg

MAR 76

Ice type:
Scale ice
Condensing system:
Air cooled
Water cooled
Max daily production:
510 kg

MAR 106

Ice type:
Scale ice
Condensing system:
Air cooled
Water cooled
Max daily production:
700 kg

MAR 126

Ice type:
Scale ice
Condensing system:
Air cooled
Water cooled
Max daily production:
1000 kg

MAR 206

Ice type:
Scale ice
Condensing system:
Air cooled
Water cooled
Max daily production:
1850 kg

MAR 306

Ice type:
Scale ice
Condensing system:
Air cooled remote
Water cooled
Max daily production:
2450 kg



Dimensions:
W 875 mm
D 620 mm / 811 mm with chute
H 1125 mm
Recommended bins:
UBH 1100, UBH 1600
Recommended water filter:
HF60-S
Voltage:
400v/50Hz/3+N

Dimensions:
W 875 mm
D 620 mm / 811 mm with chute
H 1125 mm
Recommended bins:
UBH 1100, UBH 1600
Recommended water filter:
HF60-S
Voltage:
400v/50Hz/3+N

Dimensions:
W 875 mm
D 620 mm / 811 mm with chute
H 1125 mm
Recommended bins:
UBH 1100, UBH 1600
Recommended water filter:
HF90-S
Voltage:
400v/50Hz/3+N

Dimensions:
W 875 mm
D 620 mm / 811 mm with chute
H 1125 mm
Recommended bins:
UBH 1100, UBH 1600
Recommended water filter:
HF90-S
Voltage:
400v/50Hz/3+N

Dimensions:
W 1296 mm
D 661 mm / 868 mm with chute
H 1125 mm
Recommended bins:
UBH 1600, UBH 2250
Recommended water filter:
HF90-S
Voltage:
400v/50Hz/3+N

Dimensions:
W 1296 mm
D 661 mm / 868 mm with chute
H 1125 mm
Recommended bins:
UBH 1600, UBH 2250
Recommended water filter:
HF90-S
Voltage:
400v/50Hz/3+N

Compact configuration



* For all possible bin combinations, please refer to the Head/Bin chart on pages 42 & 43

Horizontal drum



Scotsman



- **Stainless steel horizontal evaporating drum:** for a life-long working endurance.
- **Floor standing compatible:** delivers ice straight into carts, trolleys or ice boxes.
- **Plug-and-work technology:** starts off and constantly produces ice thanks to a no-cycle harvesting system.
- **All water in / all ice out concept** (no cycles, zero water wastage): limits to almost zero excess energy, water and time wastage.
- **Split configuration:** evaporator supplied only. For connections to remote condensing units, either dedicated or centralised.
- **EcoX:** products using natural refrigerants only; Propane R290 and Carbon Dioxide R744 where specified.

MAR 78 Split

Ice type:
Scale ice
Condensing system:
For connection to remote** or centralised refrigeration system
Max daily production:
510 kg

MAR 79 Split CO2

Ice type:
Scale ice
Condensing system:
For connection to remote** or centralised refrigeration system
Max daily production:
540 kg



MAR 108 Split

Ice type:
Scale ice
Condensing system:
For connection to remote** or centralised refrigeration system
Max daily production:
650 kg

MAR 109 Split CO2

Ice type:
Scale ice
Condensing system:
For connection to remote** or centralised refrigeration system
Max daily production:
720 kg



MAR 128 Split

Ice type:
Scale ice
Condensing system:
For connection to remote** or centralised refrigeration system
Max daily production:
1000 kg

MAR 129 Split CO2

Ice type:
Scale ice
Condensing system:
For connection to remote** or centralised refrigeration system
Max daily production:
1000 kg



MAR 208 Split

Ice type:
Scale ice
Condensing system:
For connection to remote** or centralised refrigeration system
Max daily production:
1580 kg

MAR 308 Split

Ice type:
Scale ice
Condensing system:
For connection to remote** or centralised refrigeration system
Max daily production:
2450 kg



Dimensions:
W 906 mm
D 621 mm / 813 mm inc. chute
H 520 mm
Recommended bins:
UBH 1100, UBH 1600
Recommended water filter:
HF60-S
Voltage:
400v/50Hz/3+N

Dimensions:
W 906 mm
D 621 mm / 813 mm inc. chute
H 520 mm
Recommended bins:
UBH 1100, UBH 1600
Recommended water filter:
HF60-S
Voltage:
400v/50Hz/3+N

Dimensions:
W 906 mm
D 621 mm / 813 mm inc. chute
H 520 mm
Recommended bins:
UBH 1100, UBH 1600
Recommended water filter:
HF90-S
Voltage:
400v/50Hz/3+N

Dimensions:
W 906 mm
D 621 mm / 813 mm inc. chute
H 520 mm
Recommended bins:
UBH 1100, UBH 1600
Recommended water filter:
HF90-S
Voltage:
400v/50Hz/3+N


Dimensions:
W 906 mm
D 621 mm / 813 mm inc. chute
H 520 mm
Recommended bins:
UBH 1600, UBH 2250
Recommended water filter:
HF90-S
Voltage:
400v/50Hz/3+N

Dimensions:
W 906 mm
D 621 mm / 813 mm with chute
H 520 mm
Recommended bins:
UBH 1600, UBH 2250
Recommended water filter:
HF90-S
Voltage:
400v/50Hz/3+N

Dimensions:
W 1326 mm
D 661 mm / 853 mm inc. chute
H 520 mm
Recommended bins:
UBH 1600, UBH 2250
Recommended water filter:
HF90-S
Voltage:
400v/50Hz/3+N

Dimensions:
W 1326 mm
D 661 mm / 853 mm inc. chute
H 520 mm
Recommended bins:
UBH 1600, UBH 2250
Recommended water filter:
HF90-S
Voltage:
400v/50Hz/3+N

Split configuration



* For all possible bin combinations, please refer to the Head/Bin chart on pages 42 & 43
**Call Hubbard Systems Technical Assistance on 01473 350021 for information on remote installations

Ice storage systems

Scotsman

SB/NB & FOL series

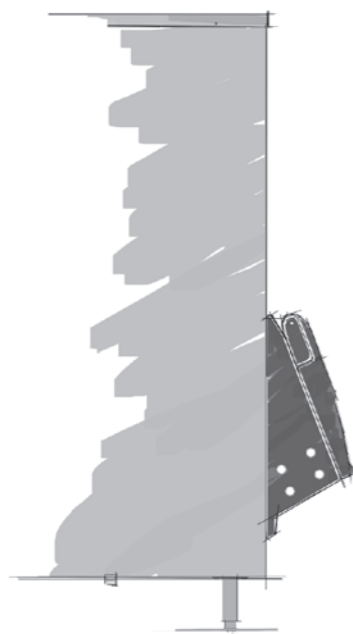


Slope front bins. Insulated, inside finished with rounded corners, for daily turnover of ice. Easy to clean and maintain with removable gaskets. The reinforced hinges provide enhanced durability. The slope front makes access to ice as easy as possible.

From 129 kg to 478 kg storage capacity range. Compatible with any type of ice.

*SB/NB bins are manufactured by Scotsman Ice Systems. FOL bins are manufactured by Follett.

UBH series

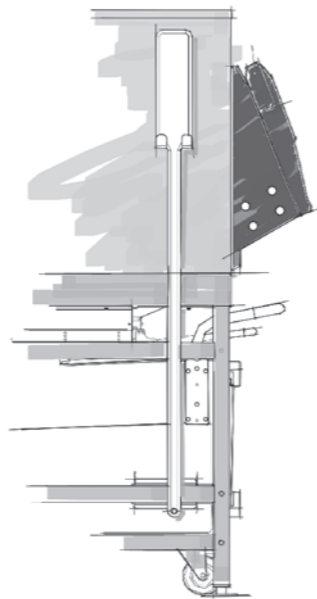


Upright bins. First-in first-out concept provides a constantly fresh ice supply and high level of hygiene. Insulated, inside finished with rounded corners, ideal for operators with higher capacity demands for ice and longer stock periods.

Sturdy enough to sustain even the largest ice makers. Front windows allow operators to always keep an eye on the product inside.

From 553 kg to 1068 kg storage capacity. Compatible with any type of ice.

SIS & ITS series



Upright bins with integral trolleys. First-in first-out concept provides a constantly fresh ice supply and high level of hygiene. 73 kg (SIS) or 110 Kg (ITS) capacity trolleys, insulated and top closed with lids, facilitate ice transportation. Ice falls down into trolleys gravitationally, eliminating the need of tiresome shoveling. Insulated, inside finished with rounded corners, for higher capacity demand for ice and longer period stock. Sturdy enough to sustain even the largest ice makers. Front windows allow operators to always keep an eye on the product inside.

From 210 kg to 759 kg storage capacity. Compatible with any type of ice.

*SIS series ice shuttle storage bins are manufactured by Scotsman Ice Systems, ITS series bins are manufactured by Follett.

NB 193
Storage capacity:
129 kg



Dimensions:
W 560 mm
D 843 mm
H 1045 mm

SB 322
Storage capacity:
168 kg



Dimensions:
W 568 mm
D 872 mm
H 1271 mm

NB 393
Storage capacity:
178 kg



Dimensions:
W 768 mm
D 843 mm
H 1045 mm

NB 530
Storage capacity:
243 kg



Dimensions:
W 770 mm
D 873 mm
H 1268 mm

FOL 300
Storage capacity:
136 kg



Dimensions:
W 599 mm
D 801 mm
H 1016 mm

FOL 425
Storage capacity:
195 kg



Dimensions:
W 762 mm
D 801 mm
H 1016 mm

FOL 600
Storage capacity:
246 kg



Dimensions:
W 1080 mm
D 801 mm
H 1020 mm

Also available:

FOL650 (299Kg) - 1118 (w) x 801 (d) x 1016 (h) mm
FOL950 (431Kg) - 1220 (w) x 801 (d) x 1270 (h) mm
FOL1025 (467Kg) - 1321 (w) x 801 (d) x 1270 (h) mm

Slope front storage bins

* For all possible bin combinations, please refer to the Head/Bin chart on pages 42 & 43

UBH series

UBH 1100
Storage capacity:
553 kg



Dimensions:
W 1220 mm
D 1128 mm
H 1427 mm

UBH 2250
Storage capacity:
1068 kg



Dimensions:
W 1830 mm
D 1462 mm
H 1285 mm

UBH 1600
Storage capacity:
812 kg



Dimensions:
W 1524 mm
D 1125 mm
H 1731 mm

Accessories
carts and totes



Upright storage bins

SIS series

SIS 700
Storage capacity:
318 kg + 73 kg ice cart



Dimensions:
W 880 mm
D 1265 mm
H 1802 mm

SIS 300
Storage capacity:
137 kg + 73 kg ice cart



Dimensions:
W 884 mm
D 1025 mm
H 1343 mm

SIS 1350
Storage capacity:
613 kg + 2x 73 kg ice carts



Dimensions:
W 1748 mm
D 1263 mm
H 1802 mm

ITS series

ITS 500
Storage capacity:
174 kg + 110 kg ice cart



Dimensions:
W 787 mm
D 1016 mm
H 1524 mm

ITS 700
Storage capacity:
296 kg + 110 kg ice cart



Dimensions:
W 787 mm
D 1016 mm
H 1905 mm

ITS 1350
Storage capacity:
602 kg + 2x 110 kg ice carts



Dimensions:
W 1524 mm
D 1016 mm
H 1905 mm

Ice transport systems

Scotsman

Head/bin combination chart

- ✓ Perfect combination between ice-maker and bin
 - Follett 300/425/600 bins come with a generic ice cut out
 - Follett 650/950/1025 bins are custom cut to match a specific Head at point of order, bins ordered without a Head unit will come with an **uncut** lid
 - Ice chute cut-out performed upon installation
 - SIS & ITS Ice shuttle storage bins available, call for details
- CBT xxxxxxxx additional bin top required, part number listed in chart for correct head/bin combination

	BIN	NB193	SB322	NB393	NB530	FOL 300	FOL 425	FOL 600	FOL 650	FOL 950	FOL 1025	UBH1100	UBH1600	UBH2250	SIS & ITS BINS	BIN	
HEAD	Kg/24h	129	168	178	243	136	195	246	299	431	467	553	812	1068	Various	Kg/24h	HEAD
MXG327	152	✓	✓			●	●	●							●	152	MXG327
MXG427	170	✓	✓			●	●	●							●	170	MXG427
MXG437	170			✓	✓		●	●	●						●	170	MXG437
MXG638	330			✓	✓			●	●	●					●	330	MXG638
MXG938	400			✓	✓			●	●	●					●	400	MXG938
NW307	190	✓	✓	CBT30EMCD	CBT30EMCD	●	●	●							●	190	NW307
NW507	210	✓	✓	CBT30EMCD	CBT30EMCD	●	●	●							●	210	NW507
NW457	216			✓	✓		●	●	●						●	216	NW457
NW608	315			✓	✓		●	●	●						●	315	NW608
NW1008	485			✓	✓			●	●	●	●	●	●		●	485	NW1008
NW1408	640				✓			●	●	●	●	●	●		●	640	NW1408
MFN46	320	CBT22EFCD	CBT22EFCD	CBT30EFSD	CBT30EFSD		●	●	●	●	●	●			●	320	MFN46
MFN56	570	CBT22EFCD	CBT22EFCD	CBT30EFSD	CBT30EFSD		●	●	●	●	●	●			●	570	MFN56
MFN86	1900													●	●	1900	MFN86
MFN88	2000													●	●	2000	MFN88
MF26	140	✓	✓	CBT30EFSD	CBT30EFSD	●	●								●	140	MF26
MF36	200	✓	✓	CBT30EFSD	CBT30EFSD	●	●								●	200	MF36
MF46	320	CBT22EFCD	CBT22EFCD	CBT30EFSD	CBT30EFSD	●	●	●	●	●	●	●			●	320	MF46
MF47	300	CBT22EFCD	CBT22EFCD	CBT30EFSD	CBT30EFSD	●	●	●	●	●	●	●			●	300	MF47
MF56	600	CBT22EFCD	CBT22EFCD	CBT30EFSD	CBT30EFSD	●	●	●	●	●	●	●	●		●	600	MF56
MF58	600	CBT22EFCD	CBT22EFCD	CBT30EFSD	CBT30EFSD	●			●	●	●	●	●		●	600	MF58
MF59	700	CBT22EFCD	CBT22EFCD	CBT30EFSD	CBT30EFSD	●			●	●	●	●	●		●	700	MF59
MF66	1160								●	●	●	●	●	●	●	1160	MF66
MF68	1150								●	●	●	●	●	●	●	1150	MF68
MF69	1400								●	●	●	●	●	●	●	1400	MF69
MF86/88	2400													●	●	2400	MF86/88
MAR56	400									●	●	●	●	●	●	400	MAR56
MAR76/78	510									●	●	●	●	●	●	510	MAR76/78
MAR79	540									●	●	●	●	●	●	540	MAR79
MAR106/108	700									●	●	●	●	●	●	700	MAR106/108
MAR109	720									●	●	●	●	●	●	720	MAR109
MAR126/128/129	1000									●	●	●	●	●	●	1000	MAR126/128/129
MAR206/208	1850												●	●	●	1850	MAR206/208
MAR306/308	2450												●	●	●	2450	MAR306/308

Other products

Scotsman

HD 22
Storage Capacity:
 Up to 59 kg
 Dispensing unit to be combined
 with a modular ice maker



Dimensions:
 W 559 mm
 D 850 mm
 H 1351 mm
Voltage:
 230v/50Hz/1

HD 30
Storage Capacity:
 Up to 81 kg
 Dispensing unit to be combined
 with a modular ice maker



Dimensions:
 W 762 mm
 D 850 mm
 H 1351 mm
Voltage:
 230v/50Hz/1

DXG 35
Ice Type:
 Gourmet cube
Cube size:
 Medium cube
Condensing system:
 Air cooled
 Water cooled
Max daily production:
 29 kg Medium cubes
 1600 Medium cubes
 Push button dispense



Storage bin capacity:
 11 kg - 550 Medium cubes
Dimensions:
 W 380 mm
 D 515 mm
 H 1606 mm /1696 with legs
Recommended water filter:
 HF20-S
Voltage:
 230v/50Hz/1

SCW 14 B - EVO
Pressure water cooler
Max cooled litres/hour:
 50 litres



Dimensions:
 W 404 mm
 D 332 mm / 410 mm inc. pedal
 H 1034 mm / 1275 mm with spout
Recommended water filter:
 HF20-S
Voltage:
 230v/50Hz/1

SCW 14 FP - EVO
Pressure water cooler
Max cooled litres/hour:
 50 litres



Dimensions:
 W 404 mm
 D 332 mm / 410 mm inc. pedal
 H 1034 mm / 1094 mm with spout
Recommended water filter:
 HF20-S
Voltage:
 230v/50Hz/1

SW 12 USPH
Pressure water cooler
Max cooled litres/hour:
 50 litres



Dimensions:
 W 401 mm
 D 330 mm
 H 875 mm / 934 mm with spout
Recommended water filter:
 HF20-S
Voltage:
 230v/50Hz/1

Water coolers & ice dispensers

ACM 25
Ice type:
 Gourmet cube
Cube size:
 Medium cube
Condensing system:
 Air cooled
Max daily production:
 10 kg Medium cubes
 500 Medium cubes



Storage bin capacity:
 3 kg - 150 Medium cubes
Dimensions:
 W 380 mm
 D 388 mm
 H 640 mm
Voltage:
 230v/50Hz/1

CRUSHMAN 360
Crushes all ice cubes
 6 kg per minute (114 kg total/24hr)

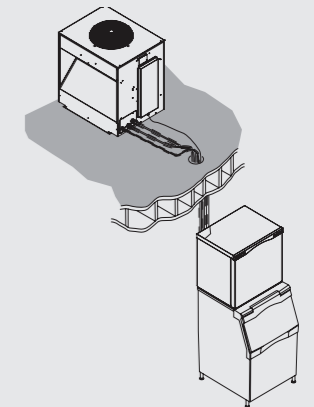


Storage bin capacity:
 3.5 kg - crushed ice
Dimensions:
 W 245 mm
 D 430 mm
 H 490 mm
Voltage:
 230v/50Hz/1

RBC Stand and Carts
RBC 200: 100 kg
RBC 300: 150 kg
RBC 500: 250 kg



EH Series ECLIPSE
 Outdoor pre-charged refrigeration
 system specific for Prodigy Plus
 units. Designed to eliminate heat
 and noise from service area of the
 restaurant.



Manual fill ice maker, ice crusher & carts





Hubbard Systems

106 Claydon Business Park
Gt. Blakenham, Ipswich
Suffolk, IP6 0NL, UK

Sales enquiries

01473 350045
sales@hubbardsystems.co.uk

Parts enquiries

01473 350026
spares@hubbardsystems.co.uk

Technical assistance

01473 350021
service@hubbardsystems.co.uk

www.scotsman-ice.co.uk