

# AF 206 *XSafe*

## Self Contained Ice Machine 200 kg

Item #:
Project:
Quantity:



### FEATURES

- Produces granular shape ice flakes, 75% hardness. Ice scoop holder safely positioned in ice-storage bin.
- Resistant stainless steel exterior.
- Advanced diagnostics computerized control.
- Front panel in & out airflow (air-cooled model only) for built-in installation.
- Front access condenser air filter, removable and washable (air cooled version).
- Easily accessible, front panel mount, ON-OFF Switch.
- Easy, front panel access to technical / service area of the machine. Routine maintenance visible alarm light on front panel.
- Ergonomically designed ice storage access, with disappearing door. Door-closing movement dampening system.
- XSafe: natural sanitation system, integrated inside the ice maker and operating automatically 24/7 to keep equipment clean & safe.



AF 206  
Flake ice  
Residual water content 25%

### CONDENSING SYSTEM

Air cooled  
Water cooled

### REFRIGERANT GAS

R134a

### VOLTAGE V/Hz/ph

230/50/1  
230/60/1

### INTERNAL BIN CAPACITY

60 kg

### CERTIFICATIONS



### OPERATING REQUIREMENTS

	Minimum	Maximum
Air temperature	10	43
Water temperature	5	38
Water pressure	1 bar (14 psi)	5 bar (70 psi)
Electrical voltage	-10%	+10%

**IMPORTANT NOTICE:**  
Models and specifications are subject to change without notice. This spec sheet is meant for commercial purpose only. For technical documentation please refer to our service manuals.

[www.scotsman-ice.it](http://www.scotsman-ice.it)  
[www.scotsman-ice.com](http://www.scotsman-ice.com)

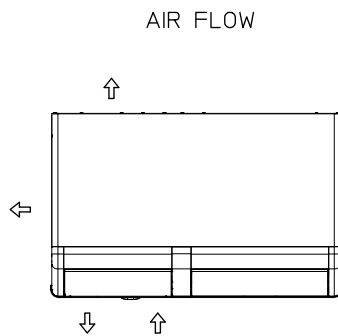
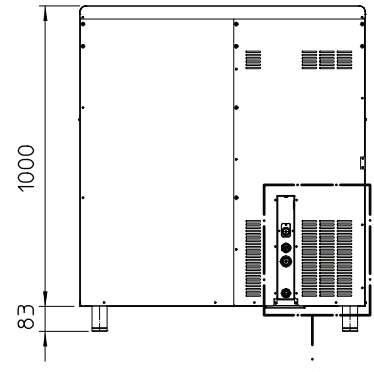
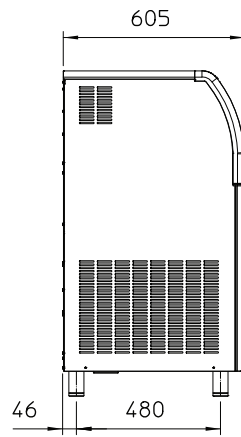
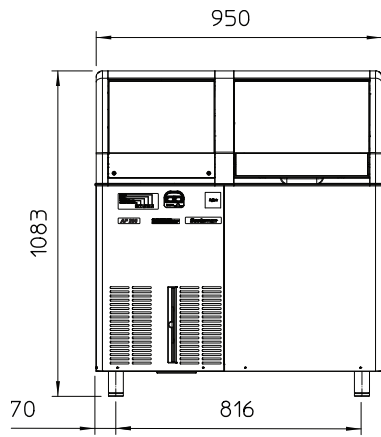
Self Contained Ice Machine 200 kg

# AF 206 *XSafe*

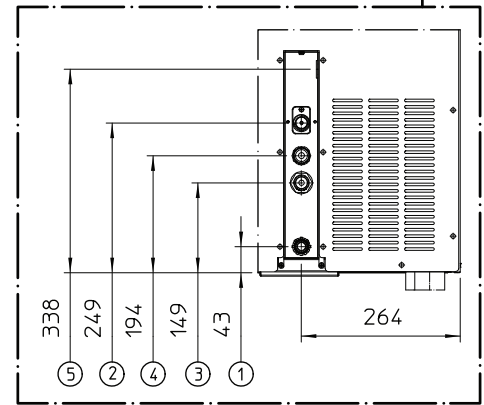
## Self Contained Ice Machine 200 kg

Item #:
Project:
Quantity:

Self Contained Ice Machine 200 kg



- UNIT OF MEASUREMENT: mm
- 25/32" - OVERFLOW DRAIN
  - 3/4" GAS - WATER INLET
  - 3/4" GAS - WATER OUTLET  
WATER COOLED UNIT ONLY
  - 3/4" GAS - WATER INLET  
WATER COOLED UNIT ONLY
  - CORD SET



UNIT DATA		SHIPPING DATA									
Size (W x D x H)		950 x 605 x 1083 mm		Carton (W x D x H)		1030 x 680 x 1170 mm					
Net weight		77 kg		Weight		90 kg					
Version	Voltage	24 h ice production kg			Energy consumption (*)		Water usage (*)	Instant power	Compressor	Circuit wires	Max. fuse size
		10°C/10°C	21°C/10°C	32°C/21°C	kWh/100 kg	kWh/24h	l/h	W	W	No. x Ømm²	A
AF 206 AS	230/50/1	200	195	155	13.2	20.5	7.0	950	3400	3 x 1.5	10
AF 206 WS	230/50/1	205	200	178	10.7	19.0	68.0	800	3400	3 x 1.5	10
AF 206 AS	230/60/1	215	207	151	11.1	19.0	7.5	850	2900	3 x 1.5	10

(\*) Data refer to 32°C Amb. / 21°C Water temperature conditions