



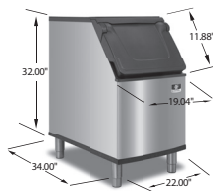
Ice Storage Bins

Model

- D320C
 D400C
 D420C
 D570C
 D970C

D Bins

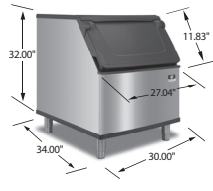
.75" (1.90 cm) Bin drain



D320C
210 lbs. (95 kgs)



D570C
430 lbs. (195 kgs)



D400C
290 lbs. (132 kgs)



D970C
710 lbs. (323 kgs)



D420C
310 lbs. (141 kgs)



Ergonomic NSF approved sanitary ice scoop included

D Bin Features

New Sanitary Scoop Ergonomic NSF approved sanitary ice scoop included with each bin. Built-in knuckle and thumb guard. Unique molded retaining lip allows maximum scooping every time. Per scoop capacity approximately 5.3/ lbs (2.4 kg)

Scoop Holder options New built-in scoop holder, keeps the ice scoop handle above the ice, or purchases the optional NSF approved External Scoop Holder Kit # K00461.

New Door design Clever built in side grips allow you to lift the bin door from anywhere you are standing (left, right or center) even when you have just one hand free.

Foamed Insulated Door

Insulates the ice bin, reduces sweat on the door, helps keep ice lasting longer.

Stay up door Unique cammed bin door self-latch keeps the door in the open position and keeps the employee safe when scooping ice.

Ergonomic Door design Door is angled 53 degrees to allow for easier access to the ice in the bin especially when scooping from the bottom.

Durable Stainless Steel

Exterior- Attractive and corrosion resistant 304 stainless exterior blends in to any kitchen decor.

New Bin liner Polyurethane Artic Blue bin liner accentuates the crisp clear ice from a Manitowoc Ice Machine.

Warranty

Bin & Accessories: 3 Year Parts & Labor.

D Bin Model	D-Bin Capacities				D-Bin Dimensions					
	*Application Capacity		**2018 AHRI Capacity		Height		Width		Depth	
	lbs.	kgs	Cu. ft	Cu. M	in.	cm	in.	cm	in.	cm
D320C	264	119.90	8.9	0.25	38	96.5	22	55.9	34	86.4
D420C	383	173.79	12.9	0.37	50	127	22	55.9	34	86.4
D400C	365	165.70	12.3	0.35	38	96.5	30	76.2	34	86.4
D570C	532	241.14	17.9	0.51	50	127	30	76.2	34	86.4
D970C	882	400.11	29.7	0.84	50	127	48	121.9	34	86.4

*Application Capacity is based on 90% of the volume x 33 lbs/ft³ average density of ice. Ice must be managed

**2018 AHRI certified measurement for bin capacity

Above bin heights include leg height of 6" / 15.24 cm
 All bins include sanitary plastic ice scoop and one set of adjustable (6 in to 7.75 in / 15.24 to 20.32 cm) chrome legs
 External Scoop holder order separately Kit # K00461
 Metal Scoop order separately Kit # K00463



Manitowoc reserves the right to make changes to the design or specifications without prior notice.

D Bins

Indigo Ice Machines Series												
Machine			iT420 iP320	iT620	iT0300	iT450	iT0500 iP0500	iF0600N, iF0600C, iT0750	iF0900N, iT0900	iT1200	iF1800C	iT1500, iT1900
Machine Capacity (kg) @32/21 C			163 108	195	115	170	191 163	234 250 220	318 336	424	668	567 649
Bins	Bin Cap	Width	22"	22"	30"	30"	30"	30"	30"	30"	30"	48"
D320C	120	22"	*	*								
D420C	174	22"	*	*								
D400C	166	30"	040008036	040008036	*	*	*	*	NR	NR	NR	
D570C	242	30"	040008836	040008836	*	*	*	*	*	*	NR	
D970C	400	48"	040008040	040008040	040008037	040008037	040008037	040008037	040008037	040008037	K00471 + 040008037	*

Manitowoc Flaker and Nugget Machines											
Machine			RNP0320 RNK0320	RFP0320 RFK0320	RNP0620 RNK0620	RFP0620 RFK0620	RNK1020	RFK1220C	RNP1100 RNK1100	RFP1300 RFK1300	RFK2200C
Machine capacity @ 32/21 C			124	230	230	245	375	435	375	327	771
Bins	Bin cap	Width	22"	22"	22"	22"	22"	22"	30"	30"	36.7"
D320C	120	22"	*	*	NR	NR	NR	NR			
D420C	174	22"	*	*	*	*	NR	NR			
D400C	166	30"	040008036	040008036	040008036	040008036	NR	NR	NR	NR	
D570C	242	30"	NR	040008036	040008036	040008036	NR	NR	*	*	
D970C	400	48"	NR	NR	040008040	040008040	040008040 if 2 used.	040008040 if 2 used.	040008037	040008037	040008037

An optional adapter is required when putting a narrower ice machine on a wider bin.

* No adapter is needed

NR= Not Recommend. Bin too small or too large for application.

Putting a wider machine on narrower bin is not an option.

Machines side by side must be water cooled or remote.

Application Bin Capacity shown in lbs using the AHRI rating based on 90% of total volume x 33 lbs/ft³ average density of ice.

Machine capacity shown in lbs/24hrs using the AHRI rating base at 90F ambient, 70F water temperature

Ice Storage Bins

Available Accessories See price book for replacement: scoops, legs, specialty legs and casters

K00146 Convenient Ice Bagger

Includes bagger, D-bin adapter, and 250 bags and ties (Not for D320 or D400) Order K00068 replacement bags



K00461 External Scoop Holder

NSF approved. Can be mounted on the left or right side of bins, horizontally or vertically or on a wall.




K00463 Metal Scoop

Indestructible NFS approved aluminum alloy with sanitary knuckle and thumb guard. Works with K00461 external scoop holder or hangs inside the D-Bin series. Limited life time guarantee.



K00462 Secure Fastening Kit

Securely fast the Indigo[®] ice machine head to the pre-drilled inserts on the back of the D-bin series. Stainless steel flanged feet attach to bin and can be screwed to the floor



Manitowoc reserves the right to make changes to the design or specifications without prior notice.